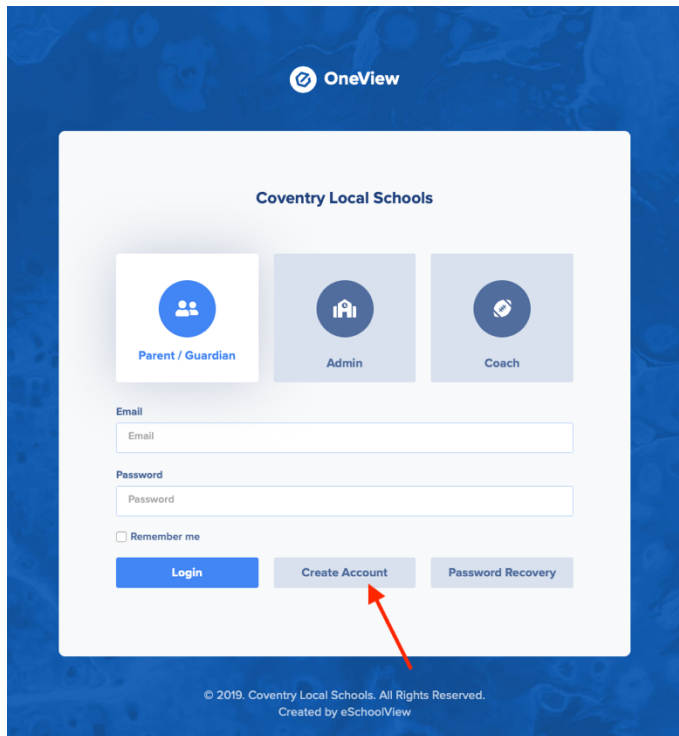




COVENTRY LOCAL SCHOOLS OneView Account Setup

- > On your phone or computer visit:
www.coventry.esvportal.com
- > Select **Create Account**

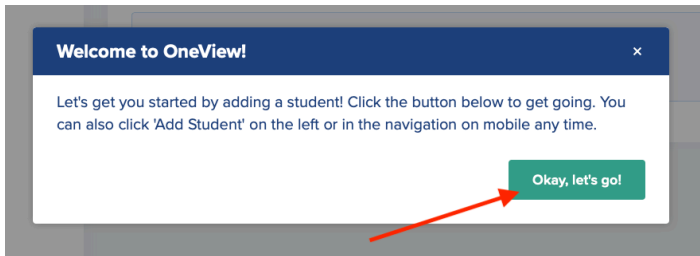


- > Complete the required fields in bold: **First Name, Last Name, Email Address, Password, Confirm Password, Security Question, Security Question Answer, and PIN Code.**

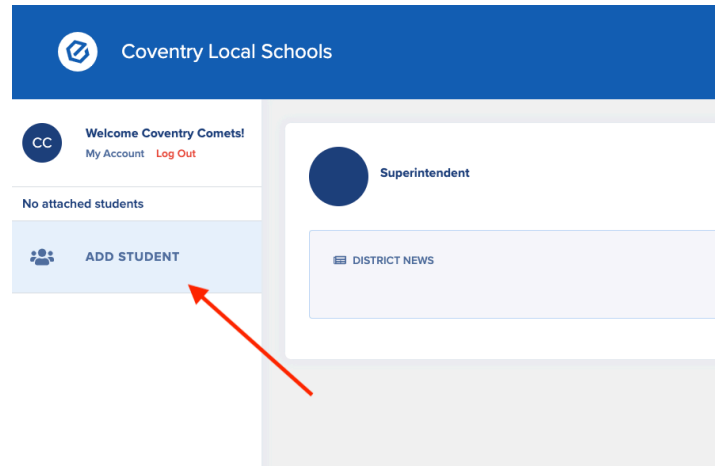
PIN Code: A 3 to 6-digit number you create.
This code is used for password recovery and identification confirmation.

- > When complete, click **Register & Begin.**

> Select **'Okay, lets go!'**



> Select **'Add Student'**



> Select the type of student you wish to add
A returning student
New to the district

